



Professional Education Data System

Institutional Report

Newberry College (AACTE ID: 3385)

Institutional Data

A Institutional Data

A-1 Institutional Information

This information will be used in all official references to your institution.

Institution Name: Newberry College
Address 1: 2100 College Street
Address 2:
City: Newberry
State: SC
Zip: 29108
Country: USA
Institution Phone: (803)276-5010

A-2 Chief Executive Officer of Institution

Include complete address and phone number.

CEO of Institution: Dr. V. Scott Koerwer
Title: President
Address 1: 2100 College Street
Address 2:
City: Newberry
State: SC
Zip: 29108
Country: USA
Phone: (803)321-5102
Fax: (803)321-5627

A-3 Name of Professional Education Unit:

Complete all that apply

PE Unit Name: Department of Education/Teacher Education Program

PE Unit Name 2:

PE Unit Name 3:

A-4 Designated Head of Professional Education Unit:

Include complete address and phone number.

PE Designated Head Name: Dr. Cindy Johnson-Taylor

Title: Chair, Dept. of Education; Associate Professor

Address 1: 2100 College St.

Address 2:

City: Newberry

State: SC

Zip: 29108

Country: USA

Phone: (803)321-5206

Fax: (803)753-0880

Email: cindy.johnson-taylor@newberry.edu

A-5 Professional Education Unit Term

If the head of the Professional Education Unit differs from the person on the last PEDS report, when did his or her term begin?

Term Began Month:

Term Began Year:

A-6 Programs/Degrees Offered

Programs/degrees offered by the institution/consortium that prepare educational personnel (P-12):(check beside all degrees and recognized programs offered)

Programs/Degrees:

- ☒ Bachelor's, initial teacher preparation
- ☐ Post-Bachelor's or Master's, Initial Teacher Preparation
- ☐ Post-Bachelor's or Master's, Advanced Teacher Preparation

- ☐ CAS or Specialist
☐ Doctoral
☐ Other (please describe)

A-7 Total Student Licenses Headcount (degrees/program completers)

Indicate the total headcount of students who received licenses, endorsements or degrees (education only) from your institution between July 1, 2009 and June 30, 2010 (Note: Do not double count).

Totals: 21

Calculated: 21 (based on the current data: B-3's and B-4's totals)

A-8 Control

Control:(check only one)

- ☐ Public
☒ Private or Independent

A-9 Institution Type

Type of Institution: (check only one)

- ☒ A single-campus institution
☐ A branch campus of a parent institution (please give name of parent institution)
☐ A main campus (parent institution with one or more branch campuses and/or other campuses)
☐ An administratively equal campus of an institutional system (please give the name of the system)
☐ A consortium

A-10 Units

Unit of credit awarded for completion of coursework: (check only one)

- ☒ Semester Hour
☐ Quarter Hour
☐ Other (please describe)

A-11 Accreditation/Affiliation

Institutional Accreditation and Affiliations (Please check one)

- ☐ AABC-American Association of Bible Colleges
- ☐ MIDDLE STATES Association of Colleges and Schools
- ☐ NEW ENGLAND Association of Schools and Colleges
- ☐ NORTH CENTRAL Association of Colleges and Schools
- ☐ NORTHWEST Commission on Colleges and Universities
- ☒ SOUTHERN Association of Colleges and Schools
- ☐ WESTERN Association of Schools and Colleges

A-12 Organizations

If the institution is a member of any of the following organizations, check the appropriate blank(s):

- ☐ CADREI: Council of Academic Deans from Research Education Institutions
- ☐ AILACTE: Association of Independent Liberal Arts Colleges for Teacher Education
- ☐ NAFEO: National Association for Equal Opportunity in Higher Education
- ☒ NCATE: National Council for Accreditation of Teacher Education
- ☐ TECSCU: Teacher Education Council of State Colleges and Universities
- ☐ Holmes Partnership
- ☐ HACU: Hispanic Association of Colleges and Universities
- ☐ TEAC: Teacher Education Accreditation Council

A-13 Calendar System

What is the predominant calendar system at this institution? (Check only one.)

- ☒ Semester
- ☐ Quarter
- ☐ Trimester
- ☐ Four-one-four (4-1-4)
- ☐ Continuous
- ☐ Other

A-14 Contact Person

Contact person for the Professional Education Data System (i.e., the individual with responsibility for preparing this report)

Name: Dr. Cindy Johnson-Taylor
Title: Chair, Dept. of Education; Associate Professor
Institution: Newberry College
Address 1: 2100 College Street
Address 2:
City: Newberry
State: SC
Zip: 29108
Country: USA
Phone: (803)321-5206
Fax: (888)263-6678
Email: cindy.johnson-taylor@newberry.edu

A-15 Carnegie Classification

Please select your Institution Carnegie Classification

- ☐ RU/VH: Research University (very high research activity)
- ☐ RU/H: Research University (high research activity)
- ☐ DRU: Doctoral/Research University
- ☐ Master's L: Masters Colleges and Universities (larger programs)
- ☐ Master's M: Master's Colleges and Universities (medium programs)
- ☐ Master's S: Master's Colleges and Universities (smaller programs)
- ☐ Bac/A&S: Baccalaureate Colleges - Arts and Sciences
- ☒ Bac/Diverse: Baccalaureate Colleges - Diverse fields
- ☐ Bac/Assoc: Baccalaureate/Associate's Colleges
- ☐ Associate's Colleges
- ☐ Tribal Colleges
- ☐ Other (please describe)

A-16 Geographical Setting


Based on location and main area of PK-12 influence, would you describe your institution/teacher preparation programs as being primarily

Which of the following best describes the geographical setting in which your main campus is located?

- ☐ Urban
- ☐ Rural
- ☒ Suburban or Town

Which of the following best describes the geographical setting of the school districts where graduates from your teacher preparation program are most likely to be hired?

- ☐ Urban
- ☒ Rural
- ☐ Suburban or Town



Professional Education Data System

Institutional Report

Newberry College (AACTE ID: 3385)

Institutional Undergraduate Enrollment

B-1A Institutional total undergraduate enrollment (CIP 99.0000) by gender and race/ethnicity categories as of the institution's official fall reporting date or as of October 15, 2010 .

Newberry College	Undergraduate Students			
	Full-Time		Part-Time	
	Current year	Prior year	Current year	Prior year
Men				
<u>Nonresident alien (international)</u>	7	14	0	0
<u>Black, non-Hispanic</u>	182	206	5	4
<u>American Indian or Alaskan Native</u>	1	0	0	0
<u>Asian or Pacific Islander</u>	6	4	0	0
<u>Hispanic</u>	23	17	1	0
<u>White, non-Hispanic</u>	373	346	14	10
<u>Race/ethnicity unknown</u>	5	10	0	0
Men total	597	597	20	14
Women				
<u>Nonresident alien (international)</u>	17	20	0	0
<u>Black, non-Hispanic</u>	82	82	3	1
<u>American Indian or Alaskan Native</u>	2	0	0	0
<u>Asian or Pacific Islander</u>	4	5	0	0
<u>Hispanic</u>	12	6	0	0
<u>White, non-Hispanic</u>	372	363	15	5
<u>Race/ethnicity unknown</u>	2	10	0	0
Women total	491	486	18	6
Comments:				



Professional Education Data System

Institutional Report

Newberry College (AACTE ID: 3385)

Undergraduate Program Enrollment - Education Degrees


B-2A Undergraduate program enrollment (CIP 13.0000) by gender and race/ethnicity as of the institutions official fall reporting date or as of October 15, 2010. See Q&A and flowchart for definition



Help flowchart

Newberry College	Undergraduate Students			
	Full-Time		Part-Time	
	Current year	Prior year	Current year	Prior year
Men				
<u>Nonresident alien (international)</u>	0	0	0	0
<u>Black, non-Hispanic</u>	0	2	0	0
<u>American Indian or Alaskan Native</u>	0	0	0	0
<u>Asian or Pacific Islander</u>	0	0	0	0
<u>Hispanic</u>	0	1	0	0
<u>White, non-Hispanic</u>	4	10	0	0
<u>Race/ethnicity unknown</u>	0	0	0	0
Men total	4	13	0	0
Women				
<u>Nonresident alien (international)</u>	0	0	0	0
<u>Black, non-Hispanic</u>	0	1	0	0
<u>American Indian or Alaskan Native</u>	0	0	0	0
<u>Asian or Pacific Islander</u>	0	0	0	0
<u>Hispanic</u>	0	0	0	0
<u>White, non-Hispanic</u>	11	19	3	0
<u>Race/ethnicity unknown</u>	0	0	0	0
Women total	11	20	3	0

Comments:



Professional Education Data System

Institutional Report

Newberry College (AACTE ID: 3385)

Bachelor's-Level Initial Teacher Preparation, Number of Degrees 2009-2010

B-3A Postsecondary completion in education programs (CIP 13.0000) awards/degrees conferred between July 1, 2009 and June 30, 2010, by gender and race/ethnicity.



Help flowchart

Section 1

IPEDS CIP code	Program area	Nonresident alien (international)		Black, non- Hispanic		American Indian or Alaskan Native		Asian or Pacific Islander		Hispanic		White, non- Hispanic		Race/ethnicity unknown		Total students	
		M	W	M	W	M	W	M	W	M	W	M	W	M	W	M	W
13.1202	Elementary Education and Teaching	0	0	0	0	0	0	0	0	0	0	1	4	0	0	1	4
13.1210	Early Childhood Education and Teaching	0	0	0	0	0	0	0	0	0	0	0	9	0	0	0	9
13.1314	Physical Education Teaching and Coaching	0	0	0	0	0	0	0	0	0	0	5	1	0	0	5	1
13.1318	Social Studies Teacher Education	0	0	0	0	0	0	0	0	0	0	1	0	0	0	1	0
Totals:		0	0	0	0	0	0	0	0	0	0	7	14	0	0	7	14
Last year totals:		0	0	0	0	0	0	0	0	0	0	12	10	0	0	12	10

Section 2


The number of degrees, certificates or endorsements awarded on the additional/secondary focus of the program for students already counted above.

Example:

For students obtaining a degree with dual focus on math education and social science education, report them as math education in table above and count them in the social science education code in this table.

IPEDS CIP code	Program area	Total students	
		M	W
13.1202	Elementary Teacher Education.	0	0
13.1210	Early Childhood Education and Teaching	0	0
13.1314	Physical Education Teaching and Coaching.	0	0
13.1318	Social Studies Teacher Education.	0	0

Comments:



Professional Education Data System

Institutional Report

Newberry College (AACTE ID: 3385)

Professional Education Faculty

B-5A Number of professional education faculty members in each category fall, 2010.

Newberry College	Full-Time		Part-Time		Adjunct Faculty	
	Current year	Prior year	Current year	Prior year	Current year	Prior year
Men						
Nonresident alien (international)	0	0	0	0	0	0
Black, non-Hispanic	0	0	0	0	1	0
American Indian or Alaskan Native	0	0	0	0	0	0
Asian or Pacific Islander	0	0	0	0	0	0
Hispanic	0	0	0	0	0	0
White, non-Hispanic	3	3	0	0	1	0
Race/ethnicity unknown	0	0	0	0	0	0
Men total	3	3	0	0	2	0
Women						
Nonresident alien (international)	0	0	0	0	0	0
Black, non-Hispanic	2	1	0	0	0	0
American Indian or Alaskan Native	0	0	0	0	0	0
Asian or Pacific Islander	0	0	0	0	0	0
Hispanic	0	0	0	0	0	0
White, non-Hispanic	12	10	0	0	2	2
Race/ethnicity unknown	0	0	0	0	0	0
Women total	14	11	0	0	2	2
Comments:						



Professional Education Data System


Institutional Report

Newberry College (AACTE ID: 3385)

Faculty Counts and Teaching Loads

B-5B Faculty counts and teaching loads for faculty members appointed full-time in professional education fall, 2010.

Newberry College	Full-time faculty in professional education who are:					
	Teaching only undergraduate courses		Teaching only graduate courses		Teaching both undergraduate and graduate courses	
	Current year	Prior year	Current year	Prior year	Current year	Prior year
Total number of credit hours taught	112	95	0	0	0	0
Number of full-time faculty	10	9	0	0	0	0
Total number of courses taught(count each section)	28	30	0	0	0	0
Comments:						



Professional Education Data System

Institutional Report

Newberry College (AACTE ID: 3385)

Tenure and Non-Tenure Full-time Professional Education Faculty

B-5C Tenure of full-time professional education faculty in schools, colleges, or departments of education fall, 2010.

Does this professional education unit have a tenure track system? **Yes**

Newberry College	Number of non-tenured faculty					
	Number of faculty with tenure		On tenure track		Not on tenure track	
	Current year	Prior year	Current year	Prior year	Current year	Prior year
Professors	3	2	0	0	0	0
Associate professors	3	3	1	1	0	0
Assistant professors	0	0	7	4	3	3
Instructors	0	0	0	0	0	0
Lecturers	0	0	0	0	0	0
No academic rank	0	0	0	0	0	0
Totals:	6	5	8	5	3	3

Comments:



Professional Education Data System

Institutional Report

Newberry College (AACTE ID: 3385)

Revenues and Expenditures

B-6 Selected fiscal revenues and expenditures, 2009-2010 (Please note: If you are not able to get 2009-2010 data, enter data already reported in your B6 form for the 2010 PEDS.)

1. Total operating budget for the entire university, 2009-2010? \$31,519,600.00
 2. Total amount allocated to the professional education unit? \$285,368.00

Newberry College	Institutional Total		School, College, or Department of Education portion	
	Current year	Prior year	Current year	Prior year
REVENUE FROM				
<u>Private gifts, private grants and private contract</u>	\$3,210,465.00	\$3,103,124.00	\$0.00	\$0.00
<u>Endowment Income</u>	\$964,365.00	\$542,026.00	\$0.00	\$0.00
Totals:	\$4,174,830.00	\$3,645,150.00	\$0.00	\$0.00
EXPENDITURES				
<u>Instruction</u>	\$4,711,835.00	\$4,097,115.00	\$285,368.00	\$266,888.00
<u>Research</u>	\$0.00	\$0.00	\$0.00	\$0.00
<u>Public Service</u>	\$55,829.00	\$29,870.00	\$0.00	\$0.00
<u>Academic support</u>	\$822,224.00	\$766,040.00	\$0.00	\$0.00
<u>Student Services</u>	\$5,398,603.00	\$4,884,370.00	\$0.00	\$0.00
Totals:	\$10,988,491.00	\$9,777,395.00	\$285,368.00	\$266,888.00

Comments:



Professional Education Data System

Institutional Report

Newberry College (AACTE ID: 3385)

Technology Education and Distance Learning

B-7 Number of distance learning courses, total enrollment in distance learning, and number of distance learning programs offered.

B-7.1 Which of the following best describes the technology requirements for teacher candidates in your program(s)? :

☒ In order to complete the teacher education program, teacher candidates must demonstrate that they can deliver instruction using various technologies.

☐ Teacher candidates use various technologies as course requirements.

☐ There are no specific technology requirements for students in the education program.

☐ Other (please specify):

B-7.2 Which of the following best describes the technology used by education faculty members at your institution? :

☐ All education faculty members at our institution are required to incorporate various technologies into their courses.

☒ Most faculty members at our institution incorporate various technologies into their courses.

☐ Some faculty members at our institution incorporate various technologies into their courses.

☐ Other (please specify):

B-7.3 How closely does your school, college, or department of education (SCDE) partner with K-12 school districts in preparing teachers in technology use for instruction? :

☐ Our institution has a formal arrangement with one or more K-12 schools to provide technology-related professional development opportunities to teachers.

☒ Our institution provides occasional technology-related training to teachers in one or more K-12 schools, but it is not part of an ongoing professional development program.

☐ Our institution does not provide technology-related training to teachers in the K-12 schools.

B-7.4 Did your SCDE offer any college-level, credit-granting courses by means of distance education* in the 2009-2010 academic year? (Please use the same data that you reported in the 2010 PEDS):

*Distance education refers to courses delivered to off-campus locations via live or prerecorded video, or computer technologies. Distance education excludes:

- Courses conducted exclusively on campus
- Courses conducted by written correspondence
- Courses for which the instructor travels to an off-campus site to deliver instruction in person.

☐ Yes - if so, please answer 5 below

☒ No

B-7.5 Please report the following SCDE data for your undergraduate and graduate distance education courses in the 12-month 2009-2010 academic year. (Please use the same data that you reported in the 2010 PEDS):

Newberry College	Undergraduate		Graduate	
	Current year	Prior year	Current year	Prior year
Number of distance learning courses	0	0	0	0
Total enrollments in distance learning courses	0	0	0	0
Number of distance learning programs offered	0	0	0	0

Comments:



Professional Education Data System

Institutional Report

Newberry College (AACTE ID: 3385)

Program Selectivity

B-8 Admission and graduation requirements for educator preparation programs at the initial certification level, 2009-2010.

B-8.1 What are the admission requirements for your institution's teacher preparation programs at the initial certification level? :

	Bachelors level	Post Bachelors level	Master level
High School GPA	<input checked="" type="checkbox"/>	<input checked="" type="checkbox"/>	<input checked="" type="checkbox"/>
Undergraduate GPA	<input checked="" type="checkbox"/>	<input checked="" type="checkbox"/>	<input checked="" type="checkbox"/>
Minimum credit hours completed as undergraduate	<input checked="" type="checkbox"/>	<input checked="" type="checkbox"/>	<input checked="" type="checkbox"/>
Praxis I Reading	<input checked="" type="checkbox"/>	<input checked="" type="checkbox"/>	<input checked="" type="checkbox"/>
Praxis I Writing	<input checked="" type="checkbox"/>	<input checked="" type="checkbox"/>	<input checked="" type="checkbox"/>
Praxis I Math	<input checked="" type="checkbox"/>	<input checked="" type="checkbox"/>	<input checked="" type="checkbox"/>
ACT composite score	<input checked="" type="checkbox"/>	<input checked="" type="checkbox"/>	<input checked="" type="checkbox"/>
SAT total score	<input checked="" type="checkbox"/>	<input checked="" type="checkbox"/>	<input checked="" type="checkbox"/>
GRE Verbal		<input checked="" type="checkbox"/>	<input checked="" type="checkbox"/>
GRE Quantitative		<input checked="" type="checkbox"/>	<input checked="" type="checkbox"/>
GRE Analytical Writing		<input checked="" type="checkbox"/>	<input checked="" type="checkbox"/>
MAT scaled score		<input checked="" type="checkbox"/>	<input checked="" type="checkbox"/>
Praxis II		<input checked="" type="checkbox"/>	<input checked="" type="checkbox"/>
Previous Education related courses	<input checked="" type="checkbox"/>	<input checked="" type="checkbox"/>	<input checked="" type="checkbox"/>
Education related bachelor's degree	<input checked="" type="checkbox"/>	<input checked="" type="checkbox"/>	<input checked="" type="checkbox"/>
Any bachelor's degree	<input checked="" type="checkbox"/>	<input checked="" type="checkbox"/>	<input checked="" type="checkbox"/>

Previous teaching experience/or experience working	<input checked="" type="checkbox"/>	<input checked="" type="checkbox"/>	<input checked="" type="checkbox"/>
State specific tests	<input checked="" type="checkbox"/>	<input checked="" type="checkbox"/>	<input checked="" type="checkbox"/>
Goals statement	<input checked="" type="checkbox"/>	<input checked="" type="checkbox"/>	<input checked="" type="checkbox"/>
Statement/assessment of professional dispositions	<input checked="" type="checkbox"/>	<input checked="" type="checkbox"/>	<input checked="" type="checkbox"/>
Letters of recommendation	<input checked="" type="checkbox"/>	<input checked="" type="checkbox"/>	<input checked="" type="checkbox"/>
Background checks	<input checked="" type="checkbox"/>	<input checked="" type="checkbox"/>	<input checked="" type="checkbox"/>

B-8.2 Please enter the minimum required criteria for the following admission requirements (if selected above):

	Bachelors level	Post Bachelors level	Master level
Minimum High School GPA	0	0	0
Minimum Undergraduate GPA	2.5	0	0
Minimum credit hours completed as undergraduate	45	0	0
Praxis I Reading	175	0	0
Praxis I Writing	173	0	0
Praxis I Math	172	0	0
ACT composite score	0	0	0
SAT total score	0	0	0
GRE Verbal		0	0
GRE Quantitative		0	0
GRE Analytical Writing		0	0
MAT scaled score		0	0

B-8.3 What are the graduation/completion requirements for your institution's initial teacher certification programs? :

	Bachelors level	Post Bachelors level	Master level
Program GPA	<input checked="" type="checkbox"/>	<input checked="" type="checkbox"/>	<input checked="" type="checkbox"/>
Minimum credit hours completed	<input checked="" type="checkbox"/>	<input checked="" type="checkbox"/>	<input checked="" type="checkbox"/>
A minimum number of clock hours spent on early field experiences	<input checked="" type="checkbox"/>	<input checked="" type="checkbox"/>	<input checked="" type="checkbox"/>
A minimum number of clock hours on supervised clinical	<input checked="" type="checkbox"/>	<input checked="" type="checkbox"/>	<input checked="" type="checkbox"/>

**experience/student teaching
(excluding early field experience)**

Praxis I	<input checked="" type="checkbox"/>	<input checked="" type="checkbox"/>	<input checked="" type="checkbox"/>
Praxis II	<input checked="" type="checkbox"/>	<input checked="" type="checkbox"/>	<input checked="" type="checkbox"/>
State specific tests	<input checked="" type="checkbox"/>	<input checked="" type="checkbox"/>	<input checked="" type="checkbox"/>
Paper-based Portfolio	<input checked="" type="checkbox"/>	<input checked="" type="checkbox"/>	<input checked="" type="checkbox"/>
Electronic Portfolio	<input checked="" type="checkbox"/>	<input checked="" type="checkbox"/>	<input checked="" type="checkbox"/>
Performance Assessment (TPA)	<input checked="" type="checkbox"/>	<input checked="" type="checkbox"/>	<input checked="" type="checkbox"/>

B-8.4 Please enter the required criteria for the following graduation requirements (if selected above):

	Bachelors level	Post Bachelors level	Master level
Minimum GPA	2.5	0	0
Minimum credit hours completed	126	0	0
Minimum number of clock hours spent on early field experiences for program with lowest number of required hours	108	0	0
Minimum number of clock hours spent on early field experiences for program with highest number of required hours	108	0	0
Minimum number of clock hours on supervised clinical experience/student teaching (excluding early field experience) for program with lowest number of required hours	560	0	0
Minimum number of clock hours on supervised clinical experience/student teaching (excluding early field experience) for program with highest number of required of hours	560	0	0

Comments:



Professional Education Data System

Institutional Report

Newberry College (AACTE ID: 3385)

Clinical Experience Section

B-9 Supervised clinical experience as a component of your initial certification level teacher preparation programs, 2009-2010

B-9.1 Indicate the number of students in supervised clinical experience/student teaching during the 2009-2010 academic year:

	Bachelors level	Post Bachelors level	Master level
Number of students	22	0	0

B-9.2 Enter the name of the largest initial teacher licensure program at your institution for the Baccalaureate, Post-Baccalaureate, and/or Masters Level:

	Bachelors level	Post Bachelors level	Master level
Program name	Early Childhood Education		

B-9.3 What is the average length and intensity of the early field experiences in the initial certification programs enumerated in question 9.2 above? :

	Bachelors level	Post Bachelors level	Master level
Number of semesters / quarters	5	0	0
Weeks per semester / quarter	12	0	0
Hours per week	2	0	0

B-9.4 What is the average length and intensity of the supervised clinical experience/student teaching in the initial certification programs enumerated in question 9.2 above?:

	Bachelors level	Post Bachelors level	Master level
Number of semesters / quarters	1	0	0
Weeks per semester / quarter	12	0	0
Hours per week	40	0	0

B-9.5 Select all URBAN settings where your teacher candidates typically complete their supervised clinical experience / student teaching placements.:

	Bachelors level	Post Bachelors level	Master level
Professional development schools	<input checked="" type="checkbox"/>	<input checked="" type="checkbox"/>	<input checked="" type="checkbox"/>
Lab schools	<input checked="" type="checkbox"/>	<input checked="" type="checkbox"/>	<input checked="" type="checkbox"/>
Low performing schools*	<input checked="" type="checkbox"/>	<input checked="" type="checkbox"/>	<input checked="" type="checkbox"/>
High performing schools*	<input checked="" type="checkbox"/>	<input checked="" type="checkbox"/>	<input checked="" type="checkbox"/>
Title I schools	<input checked="" type="checkbox"/>	<input checked="" type="checkbox"/>	<input checked="" type="checkbox"/>
Full-time residencies	<input checked="" type="checkbox"/>	<input checked="" type="checkbox"/>	<input checked="" type="checkbox"/>
Other	<input checked="" type="checkbox"/>	<input checked="" type="checkbox"/>	<input checked="" type="checkbox"/>
<i>Does not apply</i>	<input checked="" type="checkbox"/>	<input checked="" type="checkbox"/>	<input checked="" type="checkbox"/>

B-9.6 Select all SUBURBAN and/or TOWN settings where your teacher candidates typically complete their supervised clinical experience / student teaching placements :


	Bachelors level	Post Bachelors level	Master level
Professional development schools	<input checked="" type="checkbox"/>	<input checked="" type="checkbox"/>	<input checked="" type="checkbox"/>
Lab schools	<input checked="" type="checkbox"/>	<input checked="" type="checkbox"/>	<input checked="" type="checkbox"/>
Low performing schools*	<input checked="" type="checkbox"/>	<input checked="" type="checkbox"/>	<input checked="" type="checkbox"/>
High performing schools*	<input checked="" type="checkbox"/>	<input checked="" type="checkbox"/>	<input checked="" type="checkbox"/>
Title I schools	<input checked="" type="checkbox"/>	<input checked="" type="checkbox"/>	<input checked="" type="checkbox"/>

Full-time residencies	<input checked="" type="checkbox"/>	<input checked="" type="checkbox"/>	<input checked="" type="checkbox"/>
Other	<input checked="" type="checkbox"/>	<input checked="" type="checkbox"/>	<input checked="" type="checkbox"/>
Does not apply	<input checked="" type="checkbox"/>	<input checked="" type="checkbox"/>	<input checked="" type="checkbox"/>

B-9.7 Select all RURAL settings where your teacher candidates typically complete their supervised clinical experience / student teaching placements.:

	Bachelors level	Post Bachelors level	Master level
Professional development schools	<input checked="" type="checkbox"/>	<input checked="" type="checkbox"/>	<input checked="" type="checkbox"/>
Lab schools	<input checked="" type="checkbox"/>	<input checked="" type="checkbox"/>	<input checked="" type="checkbox"/>
Low performing schools*	<input checked="" type="checkbox"/>	<input checked="" type="checkbox"/>	<input checked="" type="checkbox"/>
High performing schools*	<input checked="" type="checkbox"/>	<input checked="" type="checkbox"/>	<input checked="" type="checkbox"/>
Title I schools	<input checked="" type="checkbox"/>	<input checked="" type="checkbox"/>	<input checked="" type="checkbox"/>
Full-time residencies	<input checked="" type="checkbox"/>	<input checked="" type="checkbox"/>	<input checked="" type="checkbox"/>
Other	<input checked="" type="checkbox"/>	<input checked="" type="checkbox"/>	<input checked="" type="checkbox"/>
Does not apply	<input checked="" type="checkbox"/>	<input checked="" type="checkbox"/>	<input checked="" type="checkbox"/>

Comments:



Professional Education Data System

Institutional Report

Newberry College (AACTE ID: 3385)

Program Impact Data

B-10 Graduate placement and K-12 impact data

B-10.1 Did your institution track its new teacher graduates into their initial job placements during 2009-2010 academic year?:

- ☒ Yes
- ☐ Attempted to track them, but had no success obtaining information
- ☐ No, but planning to track them in the future
- ☐ No

B-10.2 If yes, for what percent of your graduates were placement data obtained?:

100 % of the new graduates' placement information was obtained

B-10.3 if graduate placement data were collected, the source was:

- ☐ Through self-reporting from the graduates
- ☐ From the schools/school districts
- ☐ From the state
- ☐ Other

due to our small size, it is easy to keep up

B-10.4 Did your institution receive P-12 student achievement data from the state?:

- ☒ Yes
- ☐ No

B-10.5 To help the institution assess the effectiveness of your graduates in their placements?:

- ☒ Yes
- ☐ No

B-10.6 To inform program improvement?:

- ☒ Yes
- ☐ No

B-10.7 For other purposes?:

- ☒ Yes
- ☒ No
- ☒ We have not used the data yet

Comments: